

(m)	h_1	l	L	X_1	X_2
	0.07	0.03	0.1	0.2	0.3

Figure 1: Dispositif expérimental




Figure 2a

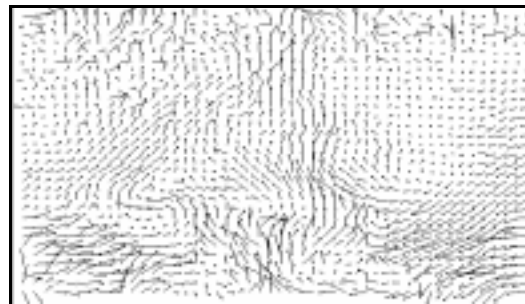


Figure 2b

Figure 2: Champs de vitesses obtenus par PIV ($h_2/L=0.5$)
Fig.2a (plan XY); Fig.2b. (plan YZ)




Figure 3a




Figure 3b

Figure 3 Champs de vitesses obtenus par PIV ($h_2/L=1$)
Fig. 3a. (plan XY); Fig. 3b. (plan YZ)